

2020 Impact Report

At iMentor, we are constantly learning, refining, and growing through research, evaluation, and reflection. We are measuring long-term outcomes as well as the short-term outcomes that students and mentors in our program are achieving each year.

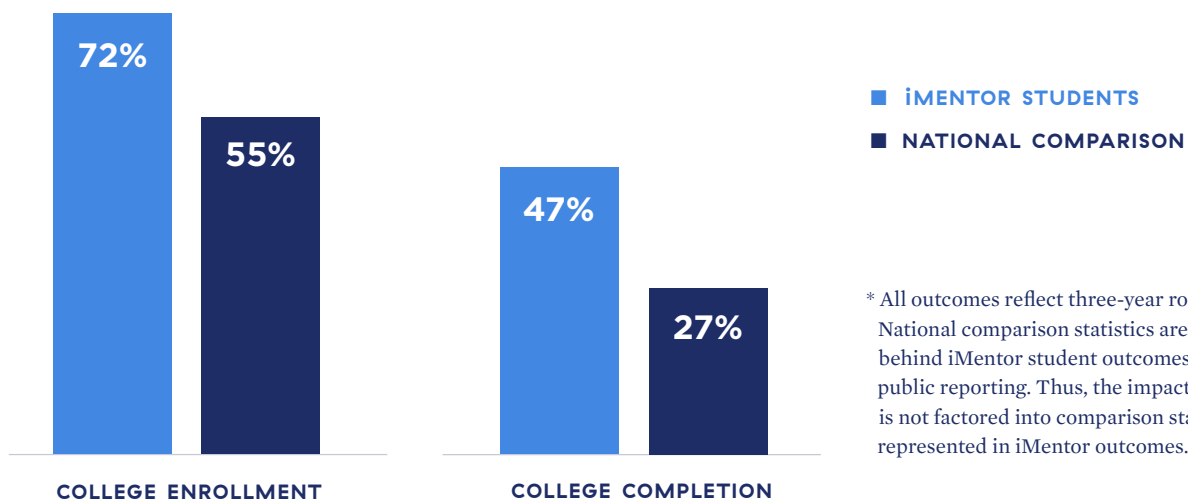


iMentor utilizes rigorous comparisons to contextualize our outcomes. Our comparisons for college enrollment and completion use National Student Clearinghouse data focused on high schools in which at least 50 percent of students qualify for free or reduced lunch and at least 40 percent of students are Black or Hispanic.

College Outcomes

iMentor is tracking the long-term college outcomes* of nearly 12,000 students nationally since 2009.

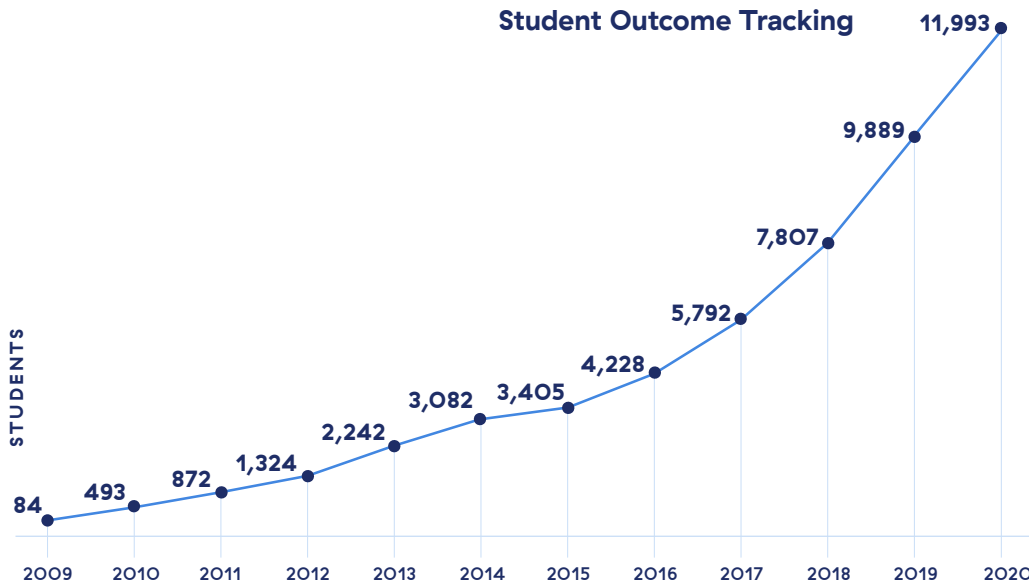
Our students continue to outperform the best comparable peer groups in college enrollment and completion, even though Black, Latinx, and Native American communities have been most affected by the effects of the Covid-19 pandemic.



* All outcomes reflect three-year rolling averages. National comparison statistics are one year behind iMentor student outcomes due to lags in public reporting. Thus, the impact of COVID-19 is not factored into comparison statistics, but is represented in iMentor outcomes.


Our Students and Mentors

We believe that all people deserve an equitable chance to pursue their ambitions. Our program builds authentic mentoring relationships across difference in order to bring greater equity to our students' educational journeys.




37,505
students matched with mentors since 1999


9,171
students are being supported in the 2020—2021 program year



69%
of students are first-generation college goers



98%
of students are people of color



92%
of students are eligible for free or reduced lunch



26%
of mentors are first-generation college graduates



40%
of mentors are people of color



36%
of mentors hold a master's degree or higher

Strength of Relationship

The bond between mentors and mentees ensures that every student has a supporter who is invested in their post-secondary success.

92%

of mentees **trust** their mentor

92%

of mentees are open and **honest** with their mentor

91%

of mentors believe their mentees **trust** them

89%

of mentees indicate that **their relationship** with their mentor is **important** to them

96%

of mentors believe that **their relationship** with their mentee is **important** to them

90%

of mentors feel that **their mentee** is a **good match** for them

I love being a mentor because I have the opportunity to be a positive influence in someone's life, just as many were for me. I am able to pay it forward. I'm able to help develop young people into adults.

– STANLEY, MENTOR
iMentor Baltimore



College Aspirations

The iMentor curriculum helps students understand the benefits of college and the importance of preparation in high school for post-secondary success. We work to reduce the distance between our students' aspirations and expectations.

95% of iMentor students aspire to go to college...

...but only **67%** believed they would meet that goal.

Navigating the College Process

With the support of mentors, students work toward college success and plan to pursue their career aspirations.



97% of students submitted a college application

97% of students who submitted an application were accepted to a college

88% of students submitted their FAFSA

When there was a deadline of October 31, my mentor, Sam, messaged me the night of and the night before.

She said, “If you need anything, I’m always a text away, a call away. I’m not busy right now. You can message me. I’ll get in touch with you later to see how things are going.” And I just thought, ‘Wow, she’s giving me a bunch of her time.’ That was really cool.

Having a mentor really de-stresses the application process. A mentor becomes someone that you don’t just rely on, but is also your friend.

- DAISY, STUDENT
iMentor Chicago

